

Flexible with energy!

The cable reel, series "AVS28" is specifically designed for semi-heavy duty industrial applications. The cable reels can be used for practically every application, indoor as well as outdoors.

Safety and reliability are our main focus, for this reason all cable reels comply with the most recent EU regulations (CE-marking).

Furthermore all cable reels have been constructed of high quality components and are subject to stringent quality demands.



The modular collector ring accommodates extensive variations and ensures reliability due to the large carbon brushes and the synthetic housing. The material used is weather tight (corrosion resistant).



The shaft and inward flange have a smooth finish (no screw heads) and thus offer an optimal protection against damage to the cable.



Some important characteristics:

Mainsprings: Made of a specific type of (alloy) spring steel for optimal performance and long spring life. The springs are mounted into a metal housing to prevent friction and wear. The special construction of the cable reel shaft ensures quick and easy replacement of the springs. The cable reel is fitted with two springs. The maximum tensile force depends on the type of springs mounted. Detailed information on the winding capacity is found at the back cover of this brochure.

Collector rings: The modular collector ring body is designed to accommodate extensive combinations. The possibility exists to i.e combine feed-and control signals. Transmission of data- and video signals is possible as well. For an optimal reliability silver plated or gilt collector rings are applicable.

Our AKAPP-STEMMANN representative will be pleased to inform you on further possibilities!

The collector ring body is covered by a glass-fibre reinforced synthetic housing with ventilation valve. The housing is weather resistant and corrosion proof and the glands and seals are water tight. Sealing class in accordance with standard IP65/66.

Construction: Solid steel housing with corrosion proof polyester coating. The flanges form an uninterrupted entity with the blue central part/core (epoxy). Due to the absence of protruding fixing elements such as screw heads, an optimal protection of the cable is guaranteed.

Standard external fitted bolts and nuts are supplied/fitted in stainless steel. All other structural parts can be supplied/fitted as hot-galvanised or with a polyester coating upon request. The galvanised **steel** mounting flange offers secure fitting of the reel.

All reels are equipped with two totally sealed bearings which are lubricated for lifetime.

Standard range of types:

AVS28431820..-5004, 3-poles+E, 50A, 500V

AVS28431820..-5005, 4-poles+E, 50A, 500V

AVS28431820..-5008, 7-poles+E, 50A, 500V

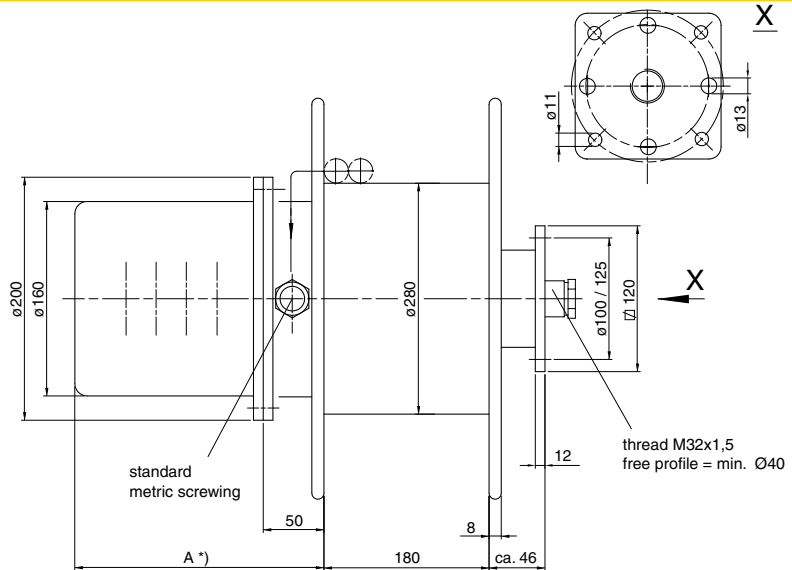
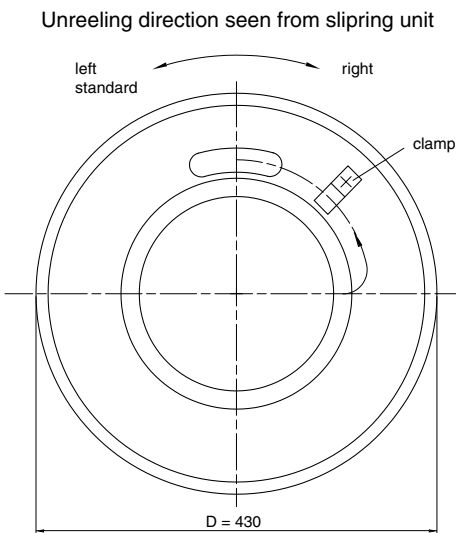
AVS28431820..-5012, 11-poles+E, 25A, 500V

(..=spring type E, C or D. Current at 100% duty cycle)

For further details see back cover of this brochure.

Other features:

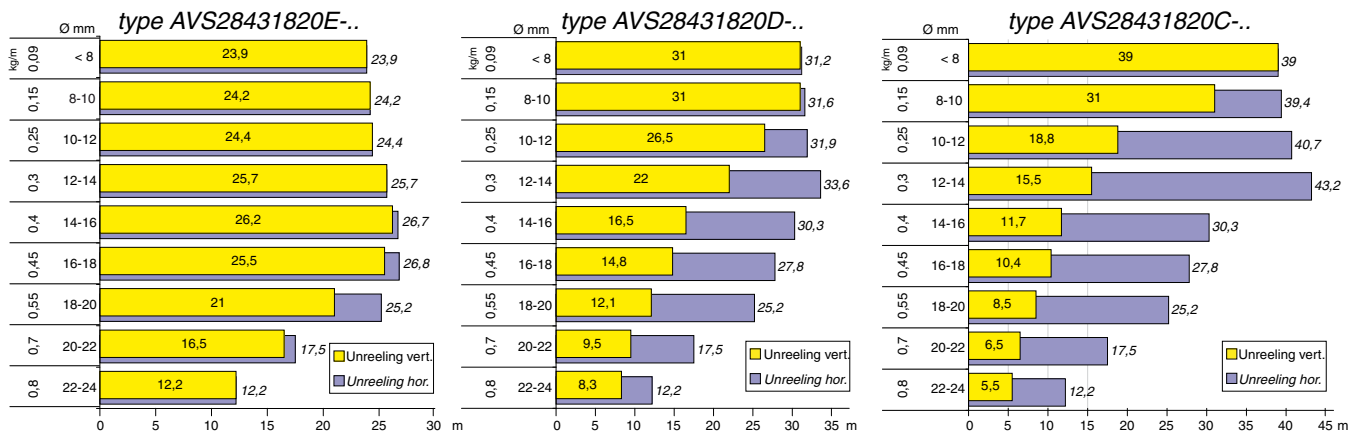
- Weight approx. 27 kg (excl. cable)
- Complete with easy to mount fixing flange
- Guide arm and roller guides possible (optional)



dimensions in mm

*) 235 = 3-p+earth
295 = 4-p+earth up to 11-p+earth

Reeling lengths (Horizontal winding: cable supported, cable reel on mobile apparatus, distance cable reel shaft to cable support 1.5 maximum. Vertical winding: cable reel positioned stationary, directly above the mobile apparatus)



Some important mounting directions

The reel should be mounted with the main shaft level and the shaft should be 90 degrees to the pay out direction. This allows the cable to pay out and rewind without coming in contact with the frame.

The reel needs a number of pre-tensioning turns to properly load the spring so that, when the cable is wined, there is still a small tension: the **pre-tension**. The adjustment of this pre-tension is very important, because it assures the best performance of the reel and maximum spring life. The number of pre-tensioning turns depends on the cable to be wined.

Technical changes under proviso.


For free advise and further information about AKAPP spring driven reels or other mobile power feed systems, please contact our Head Office or visit our website.

We will be pleased to send you detailed catalogues about our products.

The Netherlands:
Nijverheidsweg 14
P.O. Box No. 54
NL-3770 AB Barneveld
Tel. : (+31)342 403900
Fax : (+31)342 403912
Internet: www.akapp.com

Germany:
Tel. : +31 342 403939
Fax : +31 342 403922

Belgium:
Tel. : +32 15 281718
Fax : +32 15 281701



Conductor bar systems




Reels



Festoon



Drag chains



Special cables



Balancers